

People's Education Society's  
**Dr. Ambedkar College of Commerce and Economics,  
Wadala, Mumbai – 31.**

---

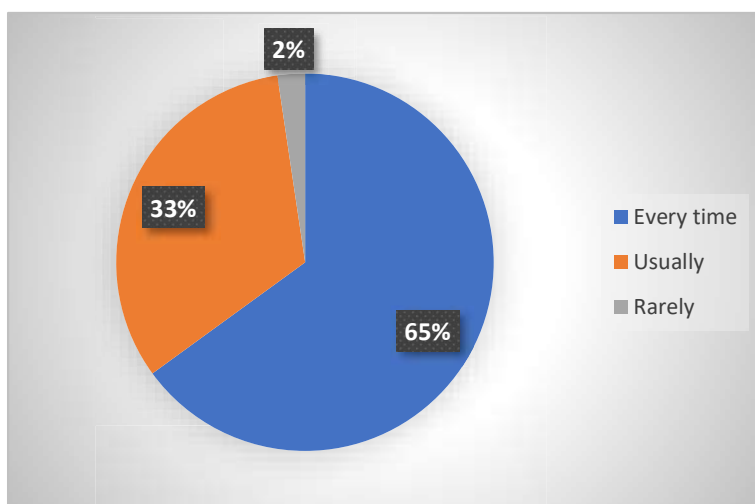
**Student Satisfaction Survey**

**Academic Year 2022 – 2023**

Total 500 Students participated in the survey regarding infrastructure and learning resources such as classroom, library, canteen, gymkhana, examination section and services offered by college office.


Following are the analysis of the responses by the student:

**1. Is your class room clean.**

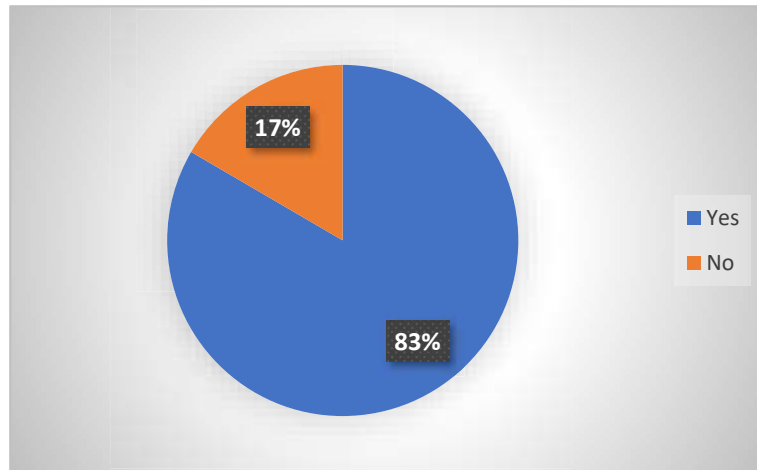


Overall, 65% students said that the classrooms are clean every time. Moreover, 33% students said that the classrooms are clean occasionally. However, 2% of the students said that classrooms are rarely clean.



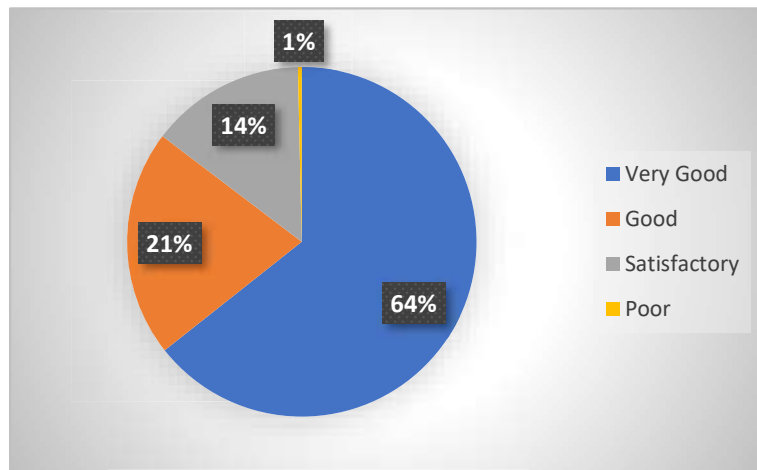
  
**Principal**  
**Dr. Ambedkar College of  
Commerce & Economics**  
**Wadala, Mumbai - 400 031.**

## 2. Fairness in assessment, evaluation & examination system.



It is clear that, 83% students said that there is fairness in assessment, evaluation & examination system in the college. However, 17% students said the otherwise.

## 3. The overall quality of teaching learning process in your institution.

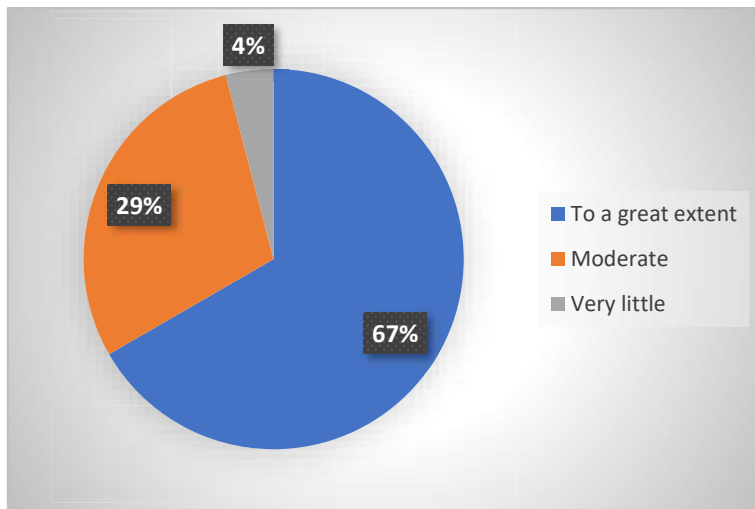


As the chart shows, a small majority i.e., 64% of students said that the overall quality of teaching learning process was very good. Additionally, 21% students said it was good. On the other hand, 14% students said it was just satisfactory.



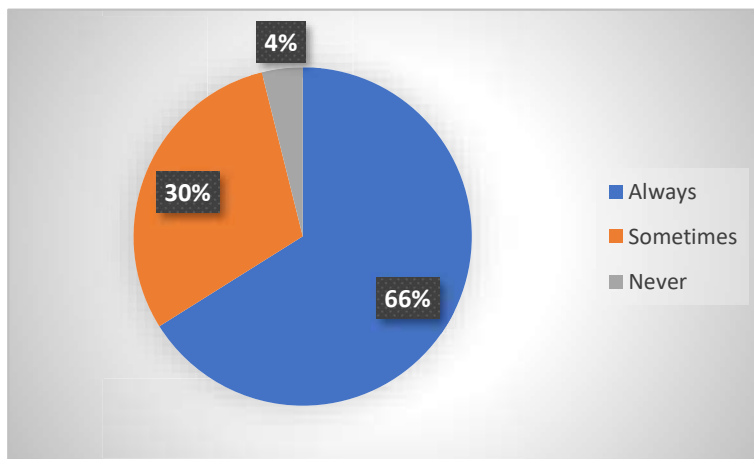
*[Signature]*  
Principal  
Dr. Ambedkar College of  
Commerce & Economics  
Wadgaon, Mumbai - 400 031.

**4. Do you think facilities in girls'/boys' common room are satisfactory.**



Overall, 67% students said that common room are satisfactory to great extent. Furthermore, 29% students said that common room are moderate and 4% students said that they were very little satisfied with the facilities.

**5. Are the wash rooms clean.**

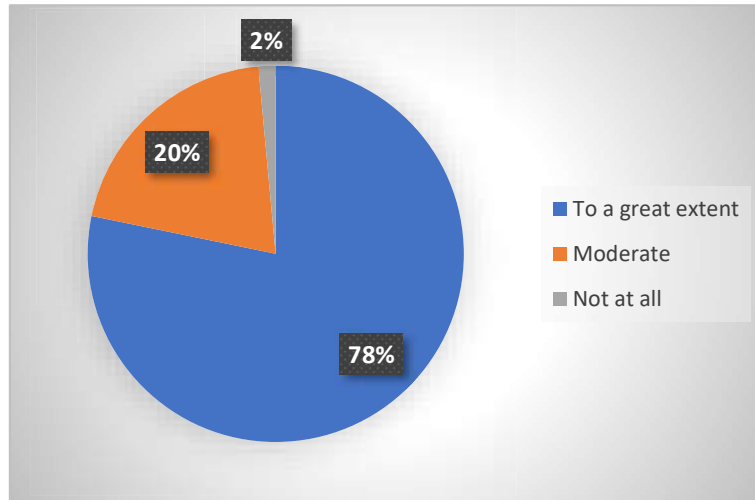


The chart depicts, 66% of students said that the washrooms are always clean and 30% of students said washroom are sometime clean. Despite, 4% of students said that the washrooms are never clean.



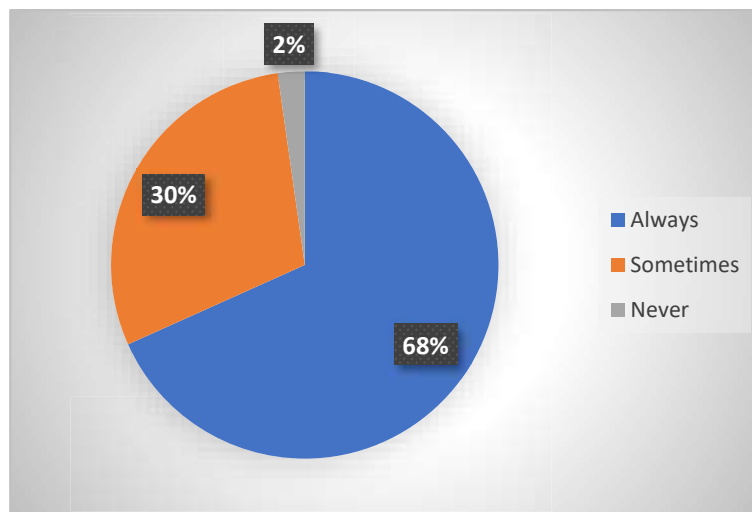
*[Signature]*  
**Principal**  
**Dr. Ambedkar College of**  
**Commerce & Economics**  
**Wadala, Mumbai - 400 031.**

**6. Efforts are made by the institute/teachers to inculcate soft skills, life skills and employability skills to make you ready for the world of work.**



The chart shows, 78% of students said that college and teachers inculcated soft skills, life skills and employability skills to great extent. Whereas, 20% of students said moderate efforts were made. Conversely, 2% of students said college and teacher made no efforts to inculcate the aforementioned skills.

**7. Do you get books on your demand from the library.**

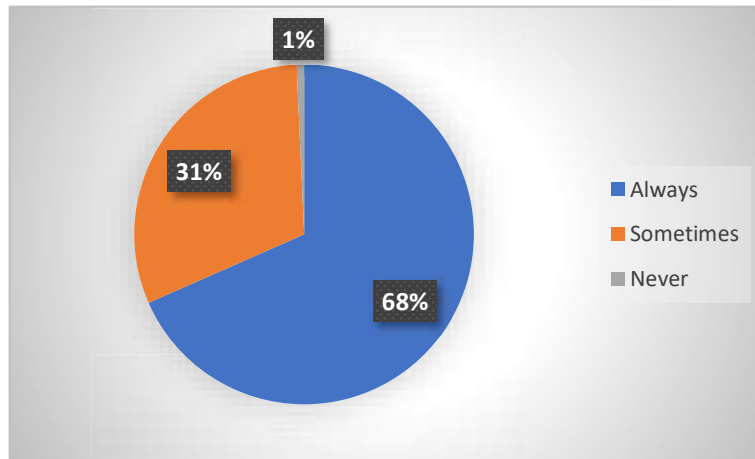


It is clear in the chart, 68% of the students said they always get books on demand from the library. Besides, 30% of the students said they sometime get books on demand. Nevertheless, 2% of the students said they never get books on demand from library.



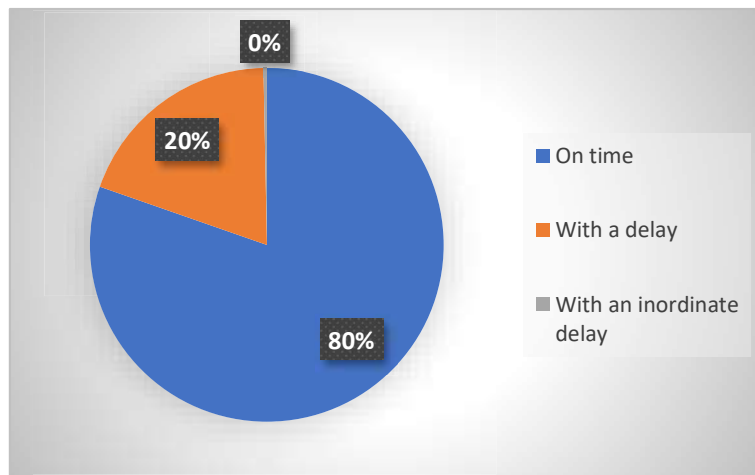
*[Signature]*  
**Principal**  
**Dr. Ambedkar College of**  
**Commerce & Economics**  
**Wadgaon, Mumbai - 400 031.**

**8. Do you find the examination section staff helpful.**



The chart shows, 68% of the students said examination section staff was always helpful. Secondly, 31% of the students said the staff was sometimes helpful. Notwithstanding, 1% of the students said the staff was never helpful.

**9. Do you get various certificates/documents (such as bonafide certificates, bus/railway Concessions etc.?) required from the college office within the reasonable period of time.**

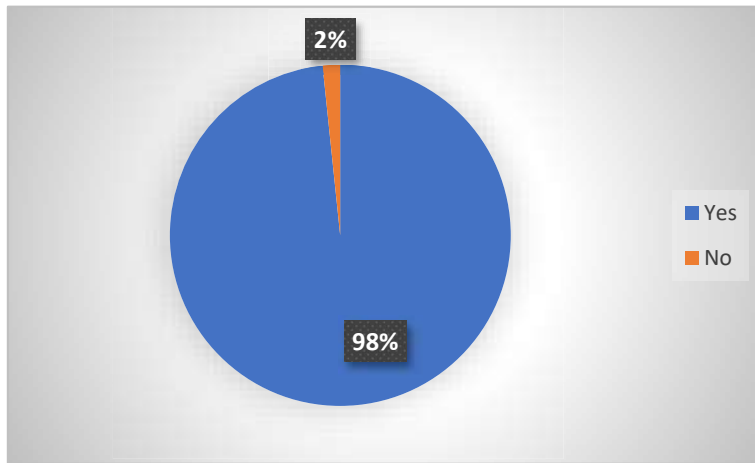


It is clear in the chart, 80% of the students said that they get documents on time from the college office. Further, 20% of the students said that they get documents with a delay. However, 6% of the students said that they get documents with an inordinate delay.



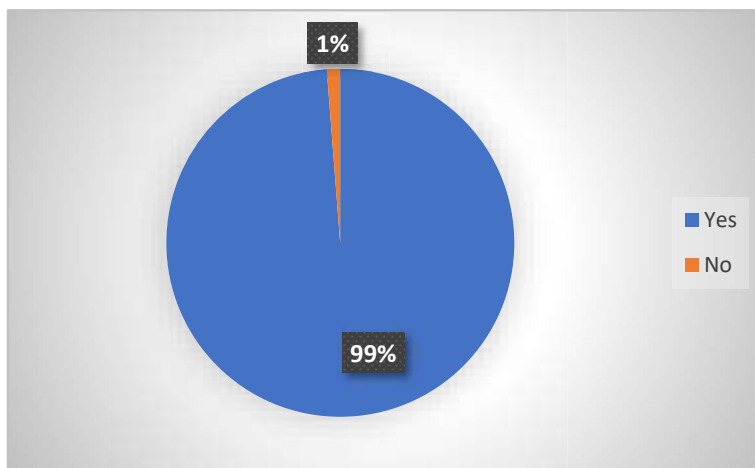
*[Signature]*  
**Principal**  
Dr. Ambedkar College of  
Commerce & Economics  
Wadgaon, Mumbai - 400 031.

**10. Does College provide placement to final year students.**



The chart shows, 98% of the students said yes regarding the college providing placement to the final year students. On the other hand, 2% of the students said no.

**11. Do you find facilities available in the gymkhana for indoor/outdoor games satisfactory.**

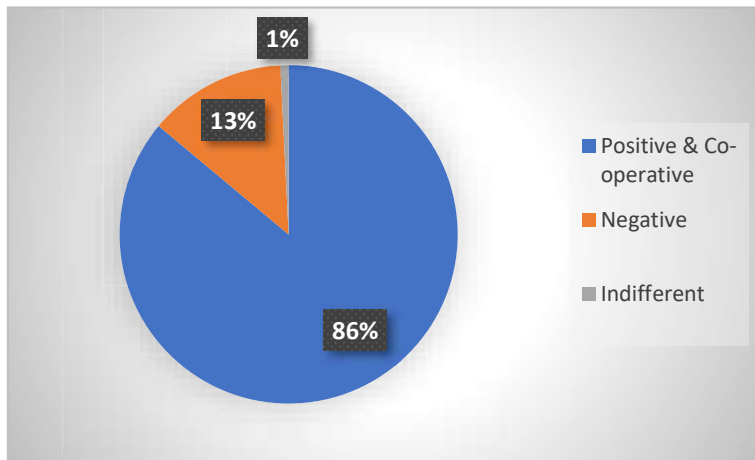


The chart depicts, 99% of the students are satisfied with the facilities available in the gymkhana for indoor and outdoor games. Although, 1% of the students are not satisfied.



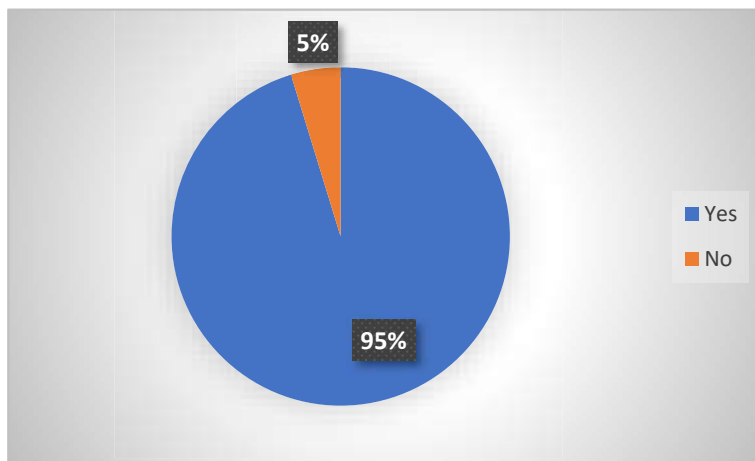
*[Signature]*  
**Principal**  
**Dr. Ambedkar College of**  
**Commerce & Economics**  
**Wadga, Mumbai - 400 031.**

## 12. Admission procedure & co-operation of office the institution.



It is clear in the chart, 86% of the students said the admission procedure of the college is positive and cooperative. Further, 13% of the students said it was negative. Additionally, 1% of the students said that it was indifferent.

## 13. Does your teacher encourage you to take part in NSS activities.

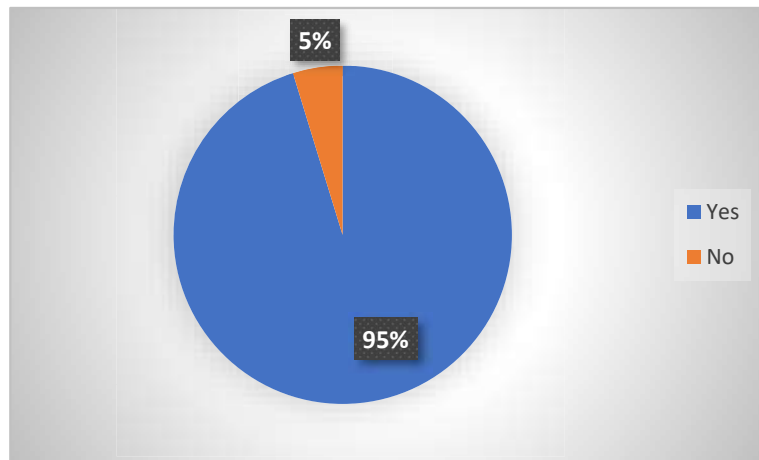


As the chart shows, 95% of the students said that the teachers encourage them to take part in NSS activities. Moreover, 5% of the students said that teachers don't encourage them at all.



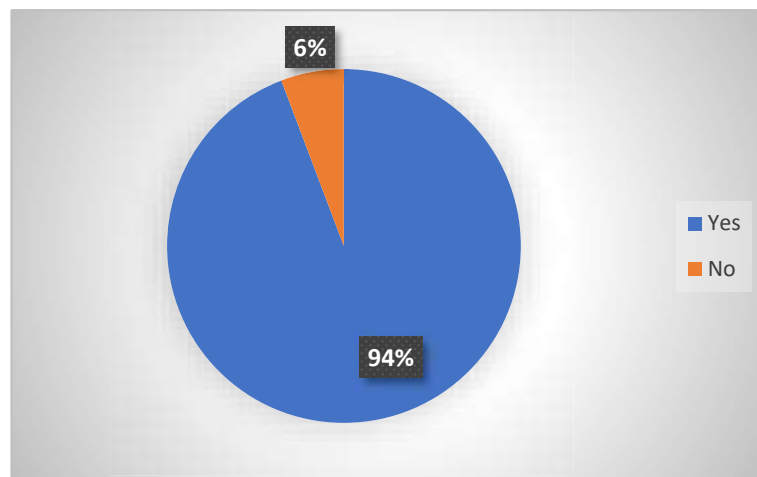
*[Signature]*  
Principal  
Dr. Ambedkar College of  
Commerce & Economics  
Wadgaon, Mumbai - 400 031.

**14. Use of ICT tools such as LCD projector, Multimedia etc. by teachers in teaching process.**



The chart shows, 95% of the student said that the teachers use ICT tools during teaching. On the other hand, 5% of the students did not agree.

**15. Does your college run programmes related to Women Development Cell.**



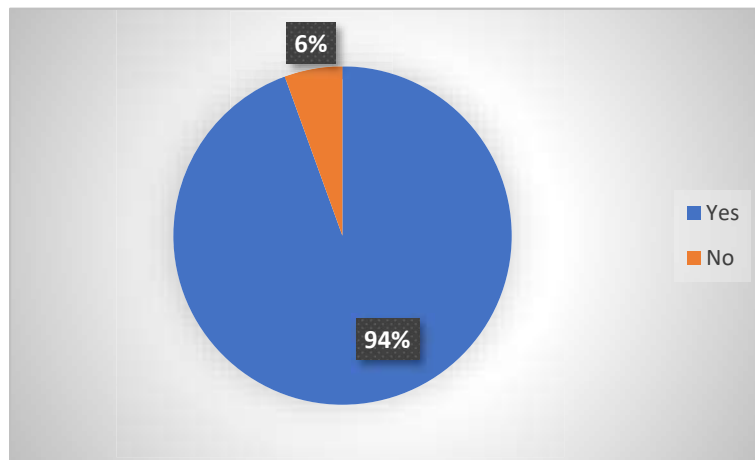
As the chart depicts, 94% of the students said that college run programs related to Women Development Cell. Moreover, 6% of the students said that college did not runs such programs.



*[Signature]*  
**Principal**  
**Dr. Ambedkar College of**  
**Commerce & Economics**  
**Wadgaon, Mumbai - 400 031.**

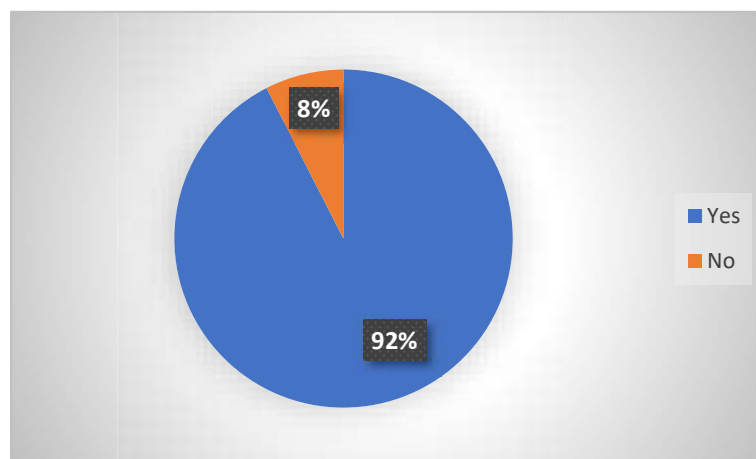


**16. Do you think your classroom has sufficient light and ventilation.**



The chart shows, 94% of the student said that the classroom has sufficient light and ventilation. On the other hand, 6% of the students did not agree.

**17. Does Student study material available on College website.**

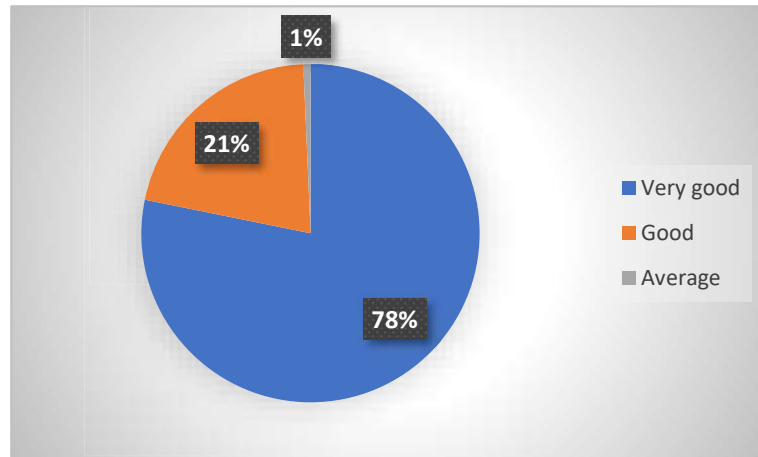


As the chart depicts, 92% of the students said that the study material available on college website. On the contrary, 8% of the students said the study material was not available.



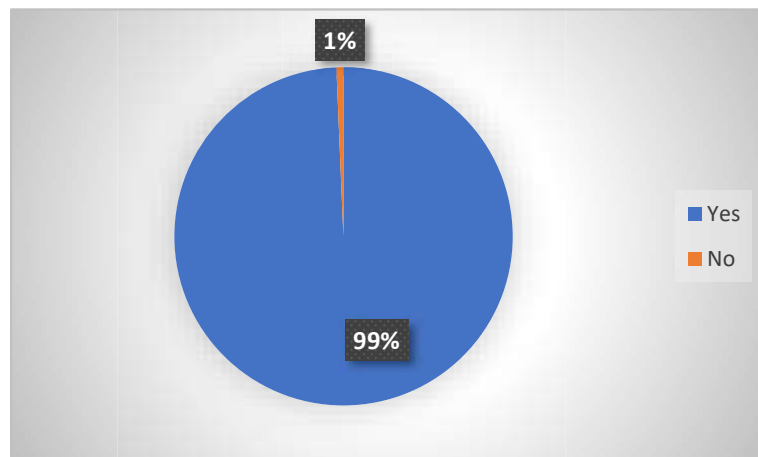
*[Signature]*  
**Principal**  
**Dr. Ambedkar College of**  
**Commerce & Economics**  
**Wadala, Mumbai - 400 031.**

**18. The overall quality of teaching-learning process in your institute is good.**



The chart shows, 78% of the students said that the overall quality of teaching-learning process in college was very good. Furthermore, 21% of the students said it was good. However, 1% of the students said it was average.

**19. Opportunities provided by the institution to learn & grow.**

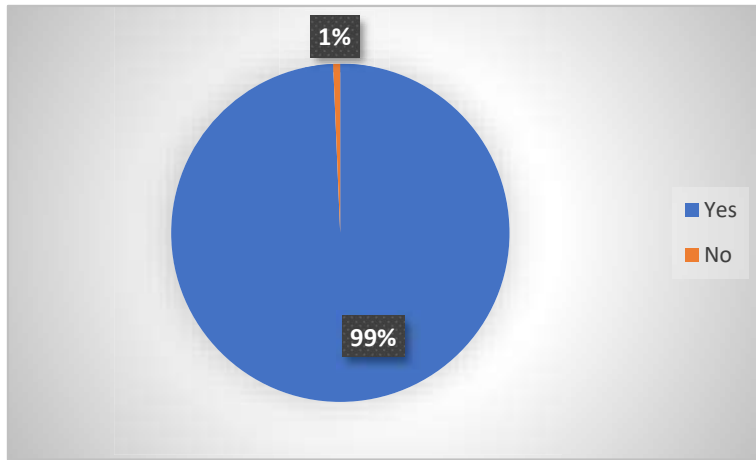


The chart shows, 99% of the student said that the college provide opportunities to learn and grow. On the other hand, 1% of the students said no.



*[Signature]*  
**Principal**  
Dr. Ambedkar College of  
Commerce & Economics  
Wadala, Mumbai - 400 031.

**20. Institution provides opportunity in internship, field visit, study tour.**



The chart depicts, 99% of the students said that the college provides opportunities in internship, field visit and study tour. Whereas, 1% of the students said no.



  
**Principal**  
**Dr. Ambedkar College of**  
**Commerce & Economics**  
**Wadgaon, Mumbai - 400 031.**